



阿拉丁工具（山东）有限公司
ALADING TOOLS (SHANDONG) CO.,LTD.



阿拉丁工具（山东）有限公司
ALADING TOOLS (SHANDONG) CO.,LTD.

地址：中国山东省微山县欢城镇腾海工业园

ADD:TENGHAI INDUSTRIAL PARK,HUANCHENG TOWN,WEISHAN COUNTY,SHANDONG PROVINCE,CHINA

电话：0086-18805379326

P.C.:277606

HTTP://WWW.ALADING-TOOL.COM

E-MAIL:ALADING_TOOL@126.COM



CORPORATION INTRODUCTION

Alading Tools (Shandong) Co.,Ltd. is an enterprise specializing in production of TCT saw blades. Our comprehensive range of TCT saw blades provides safe and efficient solutions to cut Wood, Non-Ferrous Metal and Grass. We introduce advanced production lines and talented personnel, adopt modernized management mode, abide by strict overall quality control system, combine carbide cutting disc production know-how to produce our products which have brought us unanimous popularity from the customers and users, we have spirit of continuous innovation, we grasp elaborate technique. We offer high quality, and so we sincerely hope customers both home and abroad to visit and Connection with us, let's seek common development opportunity and let's make common prosperity.

We welcome businessmen and co-operation partners coming from both home and abroad to come to the business personage.

PRODUCTION PROCESS



1、LASER CUTTING



2、QUENCHING



3、TEMPERING



4、GRINDING



5、STEEL PLATE LEVELING




6、PLATE GRINDING




7、TIPS WELDING





8、STEEL PLATE LEVELING



9、TIPS GRINDING




10、QUALITY TESTING



12、MARK PRINTING、LASER MARKING



11、COATING



13、PACKING

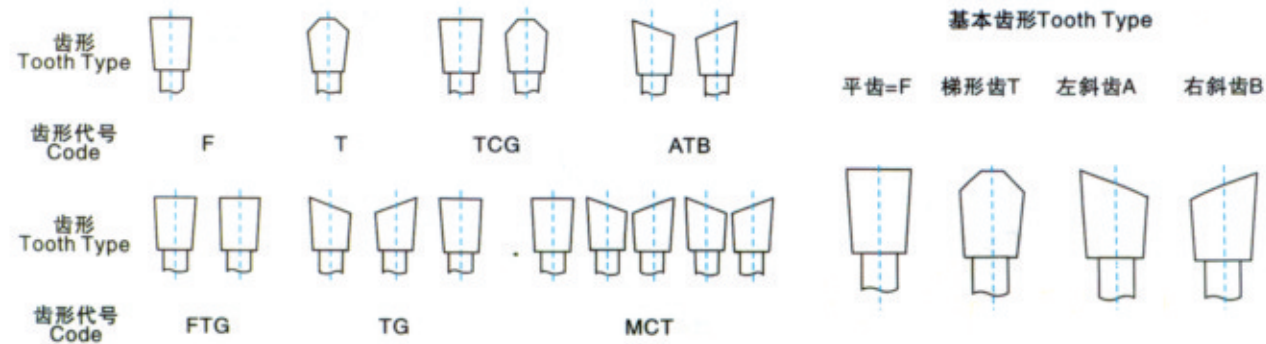
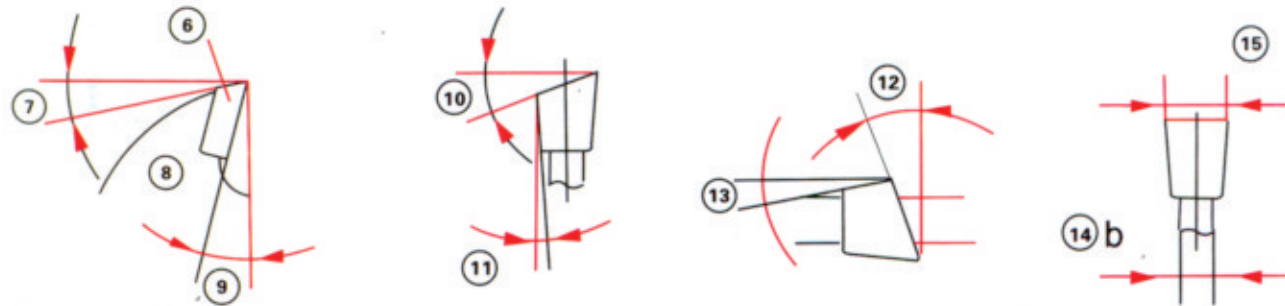
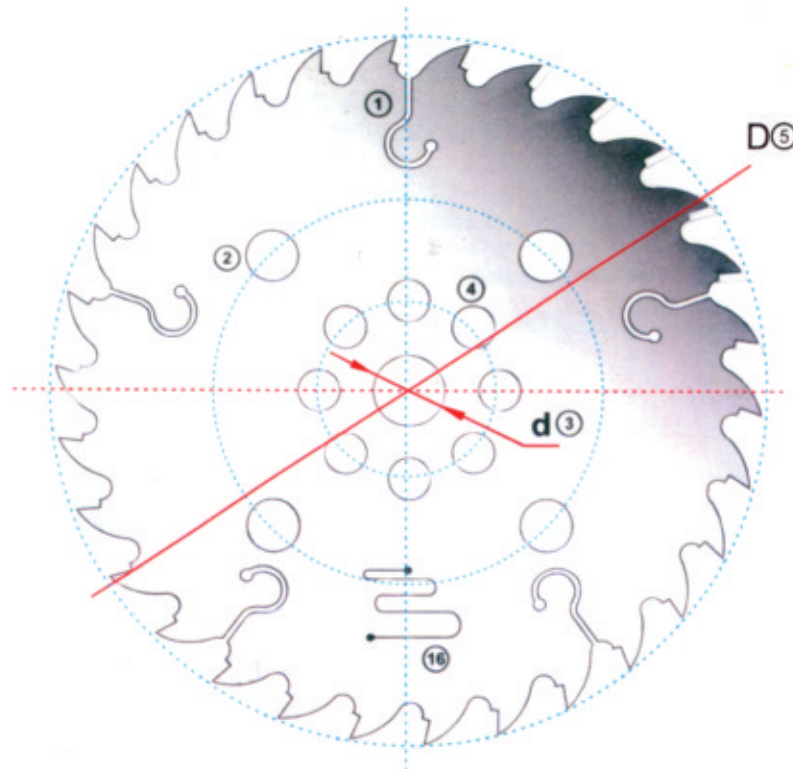


产品解剖图

Continuous Innovation

锯片各部分名称

- ① 膨胀槽(散热槽)
- ② 吊装孔
- ③ 中心孔直径(d)
- ④ 定位孔
- ⑤ 外径(D)
- ⑥ 刀头
- ⑦ 后角
- ⑧ 基体
- ⑨ 前角
- ⑩ 副后角(后倾角或主偏角)
- ⑪ 侧面上下角
- ⑫ 侧面左右角(前后角)
- ⑬ 刃倾角(副前角)
- ⑭ 基体厚度(b)
- ⑮ 切宽(锯路宽)(B)
- ⑯ 静音线



金属陶瓷刀头圆锯片

铁、不锈钢切割用锯片

Cermet Saw Blade For Steel&Stainless

Applicable to: Angle steel, Gree, round, square pipe, veneer pipe, channel steel, C-shaped steel, hanger rail, small diameter bar, aluminum sash, reinforcement, flat steel, lining tube, steel pipe, steel plate, wire tube, deck plate, keystone plate, floor duct, metal siding

Applicable machine: Circular Saw, Mitre & Chop Mitre Saw



TCT SAW BLADE FOR STEEL&STAINLESS				
ITEM NO.	PLATE DIA(MM)	HOLE(MM)	KEPF/PLATE(MM)	TEETH
PT1A101	100	20	1.8/1.4	24
PT1A102	110	20	1.8/1.4	26
PT1A103	125	20	1.8/1.4	30
PT1A104	160	20	1.8/1.4	32
PT1A105	180	20	1.8/1.4	36
PT1A106	305	25.4	2.2/1.8	60
PT1A107	355	25.4	2.4/2.0	64

硬质合金圆锯片

铁、不锈钢切割用锯片

T.C.T Saw Blade For Steel&Stainless

Applicable to: Suitable for: angle steel, steel bars, iron pipes, hangers, channel steel, gas pipes, spiral pipes, various types of steel

Applicable machine: Circular Saw, Mitre & Chop Mitre Saw



TCT SAW BLADE FOR STEEL&STAINLESS				
ITEM NO.	PLATE DIA(MM)	HOLE(MM)	KEPF/PLATE(MM)	TEETH
PT1B101	100	20	1.6/1.2	22
PT1B102	110	20	1.6/1.2	24
PT1B103	125	20	1.6/1.2	28
PT1B104	147	20	1.6/1.2	36
PT1B105	165	20	1.6/1.2	36
PT1B106	180	20	1.6/1.2	40
PT1B107	190	20	1.6/1.2	40



硬质合金圆锯片

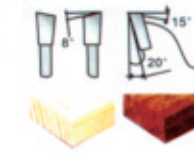
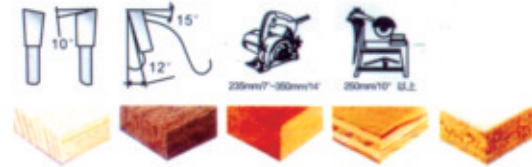

实木、普通人造板材料切割锯片
Saw Blade For Wood Cutting(Normal)

适用于：一般实木横切；普通人造板、刨花板、胶合板、细木工板切割
适用机械：台锯机、卧式裁板锯机、圆锯机
齿形：交替齿
定位孔、中孔按客户需求

Applicable to: Cross cutting for solid wood. Cutting for particleboard, plywood, blockboard, etc.

Applicable machine: table saw, horizontal panel saw, circular saw machine

Teeth type: ATB
Inner diameter and position hole according to customer's requirement.



硬质合金圆锯片

多片锯
Multichip Saw Blade For Wood Cutting

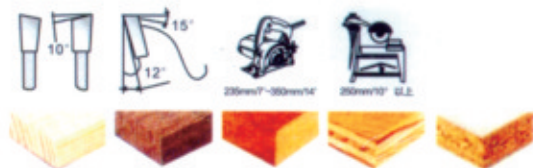
适用于：软、硬原生木材的多片组合开料纵切割
适用机械：多片板锯机
齿形：交替齿，大前角设计
直径、切宽、齿数，客户另有需求可定制
中孔，键槽按客户需求定制

Applicable to: Scroe cutting for soft/hard logs
Applicable machine: Multichip sawing machine
Teeth type: ATB
Tailor-made with your design

THIN KEPF CIRCULAR SAW BLADE FOR CUTTING WOOD				
ITEM NO.	PLATE DIA(MM)	HOLE(MM)	KEPF/PLATE(MM)	TEETH
PT3D801	147	20	1.6/1.0	52
PT3D802	160	20	1.6/1.0	52
PT3D803	165	20	1.6/1.0	52
PT3D804	180	20	1.6/1.0	52
PT3D805	185	20	1.6/1.0	52
PT3D806	190	20	1.6/1.0	52
PT3D807	195	20	1.6/1.0	52

THIN KEPF CIRCULAR SAW BLADE FOR CUTTING WOOD				
ITEM NO.	PLATE DIA(MM)	HOLE(MM)	KEPF/PLATE(MM)	TEETH
PT3D101	145	20	1.6/1.0	48
PT3D102	160	20	1.6/1.0	40
PT3D103	160	20	1.6/1.0	48
PT3D104	160	20	1.6/1.0	52
PT3D105	165	20	1.6/1.0	40
PT3D106	165	20	1.6/1.0	48
PT3D107	165	20	1.6/1.0	52
PT3D108	165	20	1.6/1.0	60
PT3D109	165	20	1.6/1.0	72
PT3D110	185	20	1.6/1.0	40
PT3D111	185	20	1.6/1.0	48
PT3D112	185	20	1.6/1.0	52
PT3D113	185	20	1.6/1.0	60
PT3D114	190	20	1.6/1.0	40
PT3D115	190	20	1.6/1.0	48
PT3D116	190	20	1.6/1.0	50
PT3D117	190	20	1.6/1.0	60
PT3D118	190	20	1.6/1.0	72

THIN KEPF CIRCULAR SAW BLADE FOR CUTTING WOOD				
ITEM NO.	PLATE DIA(MM)	HOLE(MM)	KEPF/PLATE(MM)	TEETH
PT3D901	147	20	1.3/0.7	52
PT3D902	160	20	1.3/0.7	52
PT3D903	165	20	1.3/0.7	52
PT3D904	180	20	1.3/0.7	52
PT3D905	185	20	1.3/0.7	52
PT3D906	190	20	1.3/0.7	52
PT3D907	195	20	1.3/0.7	52





硬质合金专业圆锯片

实木、人造板材料(带静音线)切割锯片 Saw Blade For Wood Cutting(With Silence Line)

适用于: 一般实木横切; 人造板、刨花板、胶合板精切割和单层贴面中密度板切割

特点: 基体采用静音减震设计, 噪音更小、运转更平稳, 大大提高切割质量

适用机械: 台锯机、卧式裁板锯机

齿形: 交替齿、正前角设计

定位孔、中孔按客户需求


Applicable to: Cross cutting for solid wood. Subtly cutting for particleboard, plywood, blockboard. Normally cutting for single layer veneer medium density board.

Characteristic: by damping and slincet design. smaller noise and smoother cutting section, can greatly improve the cutting quality.

Applicable machine: table saw, horizontal panel saw



Teeth type: ATB

Inner diameter and position hole according to customer's requirement.



TCT Saw Blades for Cutting Parallel

ITEM NO.	SIZE(INCH)	SIZE(MM)	KEPF/PLATE(MM)	TEETH
PT31101	7"	180	1.7/1.2	24/36/40
PT31102	9"	230	2.0/1.5	24/36
PT31103	10"	255	2.0/1.5	24/36/48
PT31104	10"	255	3.0/2.0	24/36/48
PT31105	12"	305	2.5/1.7	36/48/60
PT31106	12"	305	3.4/2.4	36/48/60
PT31107	14"	350	3.4/2.4	36/48/60



TCT Saw Blades for Cutting Dry Soft/Hard Wood-Low Noise

ITEM NO.	SIZE(INCH)	SIZE(MM)	KEPF/PLATE(MM)	TEETH
PT32101	10"	255	2.0/3.0	60/100/120
PT32102	12"	305	3.4/2.4	60/72/80/100/120
PT32103	14"	350	3.4/2.4	60/72/100/120
PT32104	16"	400	3.8/2.8	60/100/120

硬质合金圆锯片

铝合金专用 Saw Blade For Aluminum

适用于: 切割铝合金型材, 有色金属切割, 铝合金45°斜切等

适用机械: 裁铝机、带机械夹紧的单、双轴斜锯片

齿形: 高低齿、正前角/负前角(按客户需求)

中孔按客户需求定制

Applicable to: cutting for alu-alloy profiles, nonferrous metal. 45° cutting for alu-alloy profiles.

Applicable machine: aluminum cutting machine, single/double axle miter saw with fixture.

Teeth type: TCG(Positive angle/Negative angle)

Inner diameter and position hole according to customer's requirement.

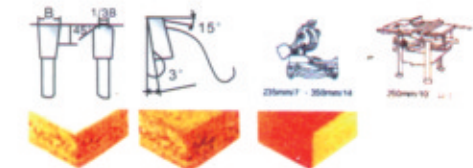


TCT Saw Blades for Cutting Aluminum Marterial

ITEM NO.	SIZE(INCH)	SIZE(MM)	KEPF/PLATE(MM)	TEETH
PT38101	10"	255	2.0/3.0	80/100/120
PT38102	12"	305	3.4/2.4	100/120
PT38103	14"	350	3.4/2.4	100/120
PT38104	16"	400	3.8/2.8	100/120

TCT Saw Blades for Cutting Aluminum Board/Stick

ITEM NO.	SIZE(INCH)	SIZE(MM)	KEPF/PLATE(MM)	TEETH
PT39101	10"	255	3.0/2.0	60
PT39102	12"	305	3.4/2.4	72/100
PT39103	14"	350	3.4/2.4	60/72
PT39104	16"	400	3.8/2.8	60
PT39105	18"	450	3.8/2.8	60
PT39106	20"	500	4.2/3.2	80





硬质合金圆锯片

可调节划槽锯(双划)

T.C.T Adjustable Scoring Saw Blade(Double)

适用于: 切割各种贴面刨花板的预划槽, 以清除贴面崩裂现象

特点: 锯路宽度可调

适用机械: 卧式裁板锯机


齿形: 交替齿(左斜右斜), 工前角设计

Applicable to: be used together to cut a line on the overlaying, to prevent surface crack.

Characteristic: can adjust the scoring depth.

Applicable machine: horizontal panel saw

Teeth type: FTG



TCT Saw Blades for Cutting Non-Ferrous

ITEM NO.	SIZE(INCH)	SIZE(MM)	KEPF/PLATE(MM)	TEETH
PT3A101	4"	110	2.8-3.6/2.0	12+12
PT3A102	5"	125	2.8-3.6/2.0	12+12
PT3A103	6"	150	2.8-3.6/2.8	12+12
PT3A104	8"	200	2.8-3.6/2.8	12+12



硬质合金圆锯片

可调节划槽锯(单划)

T.C.T Adjustable Scoring Saw Blade(Single)

适用于: 切割各种贴面刨花板的预划槽, 以清除贴面崩裂现象

特点: 通过子锯高度的调节, 以母锯的切割宽度一致

适用机械: 卧式裁板锯机


齿形: 锥型(交替齿)设计, 装机调节更方便

Applicable to: cut a line on the overlaying, to prevent surface crack

Applicable machine: horizontal panel saw

Teeth type: CG

same application as T.C.T Conical scoring saw blades but for use on machines that allow adjustment of the scoring blade in relation to panel sizing sawblade kerf.



TCT Saw Blades for Grooving

ITEM NO.	SIZE(INCH)	SIZE(MM)	KEPF/PLATE(MM)	TEETH
PT3B101	4"	110	2.8-3.6/2.0	24
PT3B102	5"	125	2.8-3.6/2.0	24
PT3B103	6"	150	3.0-4.2/2.4	36
PT3B104	7"	180	3.0-4.2/2.4	36
PT3B105	8"	200	4.0-5.0/2.8	36

THIN KEPF CIRCULAR SAW BLADE FOR CUTTING WOOD

ITEM NO.	PLATE DIA (MM)	HOLE(MM)	KEPF/PLATE(MM)	TEETH
PT3C101	255	25.4	3.0/2.0	40/60
PT3C102	305	25.4	3.4/2.4	40/60
PT3C103	355	30	3.4/2.4	40/60

硬质合金圆锯片

实木、普通人造板材料切割锯片

Saw Blade For Wood Cutting(Normal)

适用于: 一般实木横切; 普通人造板、刨花板、胶合板、细木工板切割

适用机械: 台锯机、卧式裁板锯机、圆锯机

齿形: 交替齿


定位孔、中孔按客户需求

Applicable to: Cross cutting for solid wood. Cutting for particleboard, plywood, blockboard, etc.

Applicable machine: table saw, horizontal panel saw, circular saw machine

Teeth type: ATB

Inner diameter and position hole according to customer's requirement.

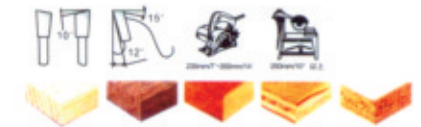



TCT Saw Blades for Cutting Artificial Board

ITEM NO.	SIZE(INCH)	SIZE(MM)	KEPF/PLATE(MM)	TEETH
PT33101	7"	180	2.6/1.6	60
PT33102	8"	200	2.6/1.6	60
PT33103	10"	255	3.0/2.0	60/80/100/120
PT33104	12"	305	3.4/2.4	60/72/100/120
PT33105	14"	350	3.4/2.4	60/72/100

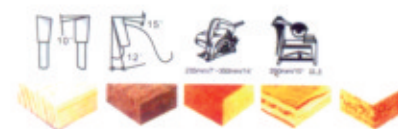

TCT Saw Blades for Cutting Artificial Board

ITEM NO.	SIZE(INCH)	SIZE(MM)	KEPF/PLATE(MM)	TEETH
PT34101	10"	255	3.0/2.0	60/80/100/120
PT34102	12"	305	3.4/2.4	60/72/100/120
PT34103	14"	350	3.4/2.4	60/72/100




TCT Saw Blades for Cutting Artificial Board

ITEM NO.	SIZE(INCH)	SIZE(MM)	KEPF/PLATE(MM)	TEETH
PT35101	10"	255	3.0/2.0	60/80/100/120
PT35102	12"	305	3.4/2.4	60/72/100/120
PT35103	14"	350	3.4/2.4	60/72/100






FOR CUTTING GRASS



PT3E101



PT3E102



PT3E103




PT3E104



PT3E105



PT3E106



PT3E107



PT3E108




PT3E109



PT3E110



PT3E111



PT3E112



PT3E113



PT3E114



PT3E115

FOR CUTTING GRASS



PT3E116




PT3E117




PT3E118




PT3E119




PT3E120



PT3E121




PT3E122



PT3E123



PT3E124



PT3E125

TCT Saw Blades for Cutting GRASS				
ITEM NO.	Size(Inch)	Size(MM)	KEPP/PLATE(MM)	TEETH
PT3E001	9"	230	2.0/1.25	24
PT3E002	9"	230	2.0/1.25	32
PT3E003	9"	230	2.0/1.25	36
PT3E004	9"	230	2.0/1.25	54
PT3E005	9"	230	2.0/1.25	60
PT3E006	9"	230	2.0/1.25	100
PT3E007	10"	255	2.0/1.25	24
PT3E008	10"	255	2.0/1.25	36
PT3E009	10"	255	2.0/1.25	40
PT3E010	10"	255	2.0/1.25	48
PT3E011	10"	255	2.0/1.25	60
PT3E012	10"	255	2.0/1.25	110



FOR GARDEN AND TRIMMING



ITEM NO.	TEETH	SIZE (mm)	SIZE (inch)	BORE
PT3F001	2T	230	9	20/25.4
PT3F002	2T	255	10	20/25.4
PT3F003	2T	305	12	20/25.4
PT3F004	2T	330	13	20/25.4
PT3F005	2T	355	14	20/25.4
PT3F006	2T	405	16	20/25.4
PT3F007	2T	455	18	20/25.4



ITEM NO.	TEETH	SIZE (mm)	SIZE (inch)	BORE
PT3F008	3T	230	9	20/25.4
PT3F009	3T	255	10	20/25.4




ITEM NO.	TEETH	SIZE (mm)	SIZE (inch)	BORE
PT3F010	3T	255	10	20/25.4
PT3F011	3T	305	12	20/25.4
PT3F012	3T	355	13	20/25.4



ITEM NO.	TEETH	SIZE (mm)	SIZE (inch)	BORE
PT3F013	4T	230	9	20/25.4
PT3F014	4T	255	10	20/25.4



ITEM NO.	TEETH	SIZE (mm)	SIZE (inch)	BORE
PT3F015	8T	203	8	20/25.4
PT3F016	8T	230	9	20/25.4
PT3F017	8T	255	10	20/25.4



ITEM NO.	TEETH	SIZE (mm)	SIZE (inch)	BORE
PT3F018	24T	255	10	20/25.4
PT3F019	24T	305	12	20/25.4



ITEM NO.	TEETH	SIZE (mm)	SIZE (inch)	BORE
PT3F020	40/60/80T	230	9	20/25.4
PT3F021	40/60/80T	255	10	20/25.4
PT3F022	40/60/80T	305	12	20/25.4



ITEM NO.	TEETH	SIZE (mm)	SIZE (inch)	BORE
PT3F023	2T	260	10	10
PT3F024	2T	310	12	25.4
PT3F025	2T	355	14	25.4

FOR GARDEN AND TRIMMING



ITEM NO.	TEETH	SIZE (mm)	SIZE (inch)	BORE
PT3F026	40/60/80T	230	9	20/25.4
PT3F027	40/60/80T	255	10	20/25.4
PT3F028	40/60/80T	305	12	20/25.4



ITEM NO.	TEETH	SIZE (mm)	SIZE (inch)	BORE
PT3F029	36/40T	230	9	25.4
PT3F030	36/40T	255	10	25.4



ITEM NO.	TEETH	SIZE (mm)	SIZE (inch)	BORE
PT3F031	3T	190	7-1/2	25.4
PT3F032	3T	215	8-1/2	25.4
PT3F033	3T	220	8-3/4	25.4
PT3F034	3T	240	9-1/2	25.4



ITEM NO.	TEETH	SIZE (mm)	SIZE (inch)	BORE
PT3F035	2T	305	12	25.4



ITEM NO.	TEETH	SIZE (mm)	SIZE (inch)	BORE
PT3F036	2T	305	12	25.4



ITEM NO.	TEETH	SIZE (mm)	SIZE (inch)	BORE
PT3F037	2T	610	24	25.4



ITEM NO.	TEETH	SIZE (mm)	SIZE (inch)	BORE
PT3F038	3T	305	12	25.4